



G.D GOENKA PUBLIC SCHOOL

Subject: English Grammar

Topic: Rhyming Words(HYMG)


***Kindly Note This pdf is not to be printed.**

Date 22-03-21


Add the magic e to name the picture.



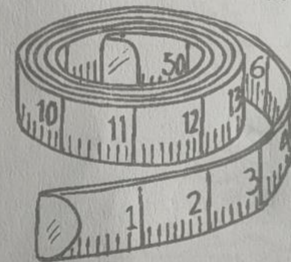
Cub




cube




Tap



Tape



Can



cane

Date 22-03-21

20-80-85

Does it Rhyme ?

Colour the picture of the word that rhymes with the first word.



car



star



book



sock



bed



clock



bee



shark



tree



boat



coat



frog



mouse








ball



house

Date 22-03-21

Draw a picture that rhymes with the object drawn.



Note: This is the supportive content for the topic ,”Rhyming Words” on page no;8,9&10 of the English workbook (HYMG),that has already been done in Zoom class.Parents are requested to guide the children to do the same.

G.D.G.P.S.